

Welcome to ASTRA, FAITH Colleges' Online Enrolment system!

ASTRA is fairly easy to use. It is quick and convenient, allowing you to complete your transactions from the safety and comforts of your home, or from wherever you are. With your internet connection and PC, laptop, or mobile device, you are ready to go.

Using ASTRA

1. On your PC, laptop, or mobile phone, open your web browser then go to <https://astra.firstasia.edu.ph/online-enrollment-dashboard>

2. Select the **New Students for FAITH Catholic School K-12** option.

Online Enrollment for New / Transferees

New Students for FAITH Catholic School K-12

Instruction Guide

New Students for FIDELIS Senior High School who have taken the Entrance Exam


Instruction Guide

New Students for FIDELIS Senior High School who have not yet taken the Entrance Exam

Instruction Guide

3. Fill-up the application form. Please ensure that all the information is complete and correct. The contact information will be used to complete the enrollment process.

Online Application Form



NOTE: The personal information submitted herein shall be used for the initial phase of the application for Admission Examination.

↑ Student Information

Last Name * :

First Name * :

Middle Name :

Student Type * :

Gender * :

Nationality * :

Religion :

LRN No. :

Date of Birth * :

Place of Birth :

Last School Attended * :


School Address * :

Student Category * :

Year Level * :


Track :

4. Once you submit the application, we will process it and send an email after the verification. Please take note of your student number.



5. Proceed to <https://astra.firstasia.edu.ph/permit-to-enroll> page and enter the Student Number provided in the email.

Permit to Enroll Form



Student Information

Student No. * :

LRN No. :

ESC/QVR No. :

Student Category * :

Year Level * :

Track :

Last Name * :

First Name * :

Middle Name :

Last School Attended * :

Contact Information

Mobile No. * :

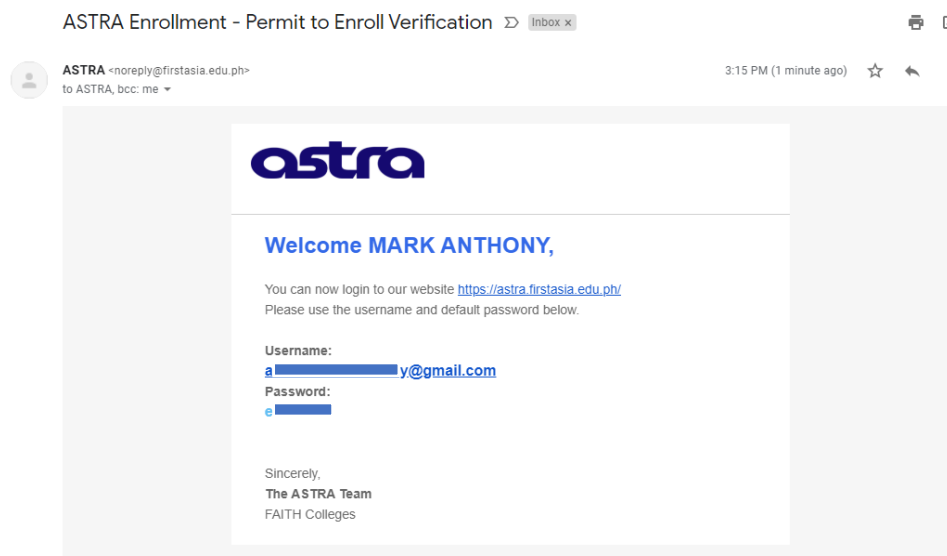
Landline :

Email Address * :

Exit

Submit

6. Once your Permit to Enroll has been verified, you will again receive an email with your username and default password to login at <https://astra.firstasia.edu.ph/> site.



7. On your PC, laptop, or mobile phone, open your web browser then go to <https://astra.firstasia.edu.ph/>. Enter your ASTRA username and password then click the Sign In button.



8. You are required to change the password upon first login.

Change Password

Old Password :

New Password :

Confirm New Password :

Submit

Password must contain:

- Upper Case Letter [A-Z]
- Lower Case Letter [a-z]
- Numeric Character [0-9]
- Special Character
- Passowrds must be at least 6 characters in length

9. Click on the **Procedure to Enroll** link to view how to proceed with the enrollment process.

Dashboard School System

as of May 8, 2020 01:56:26 PM

ASTRA > Dashboard

Intent to Enroll

Procedure to Enroll

Online Assessment ➔

Transactions

Transactions

View Transactions ➔

Balance

Enrollment Balance

View Balance ➔

COM

Certificate of Matriculation

Viewable COM ➔

Grades

Enrollment Grades

View Grades ➔

Access Code

Add Access Code

Add access code ➔

10. Thank you!